
















# MONITOR ARM COMPARISON CHART

	ALZARE NEO	ALZARE NEO DUO	ALZARE NEO PRO
			
Weight Capacity	9 kg / 19.8 lbs	9 kg / 19.8 lbs	20kg / 44 lbs
Colors	    	    	 
Max Screen Size	-	32"	-
Adjustable Gas Spring	✓	✓	✓
Quick Release Vesa Mount	✓	✓	✓
Tilt	+45° to -45°	+45° to -45°	+50° to -20°
Swivel	+90° to -90°	+90° to -90°	+90° to -90°
Rotate	360°	360°	360°
Arm Rotation	180° / 360°	180° / 360°	180° / 360°
Height Adjustable	21cm to 50cm	21cm to 50cm	22,5cm to 50cm
Top Mounted	✓	✓	✓
VESA Mount	75x75 / 100x100	75x75 / 100x100	75x75 / 100x100
Box Gross Weight	2,89 kg	4,93 kg	4,1 kg
Box Dimensions	42,8 x 19,8 x 10,8 cm	43 x 19,2 x 14,7 cm	41,7 x 19,3 x 10,9 cm